BEFORE ASSEMBLY, PLACE PRODUCT ON A CLEAN, SOFT SURFACE

BITTE PRODUKT AUF EINEN WEICHEN, SAUBEREN UNTERGRUND LEGEN ZUM MONTIEREN

PLAATS HET PRODUCT OP EEN ZACHTE, SCHONE ONDERGROND T.B.V. MONTAGE

POUR ASSEMBLER, POSEZ LE PRODUIT SUR UNE SURFACE DOUCE ET PROPRE

PARA MONTAJE, PONE EL PRODUCTO A UNA SUPERFICIE SUAVE Y LIMPIA

Tubb Table 185x100

600.698.100 / 600.692.008

A 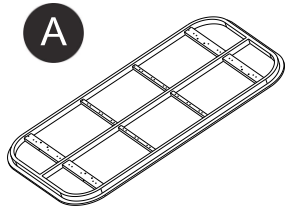	1x
B 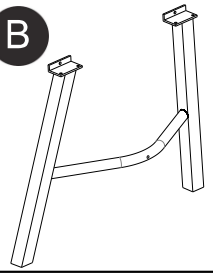	2x
C 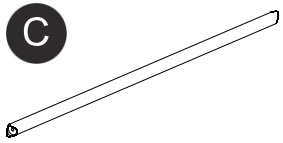	1x
D 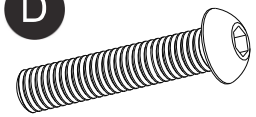 M8x45mm	2X
E 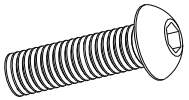 M8x20mm	12X
F 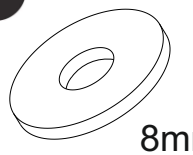 8mm	12x
G 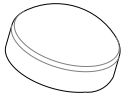	12x
	1x

Step 1

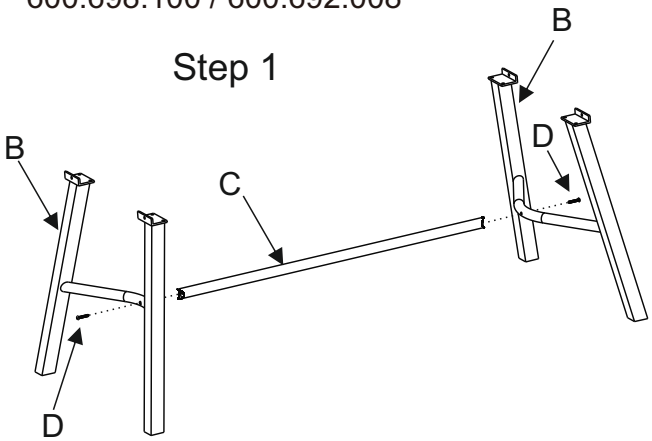

Step 2

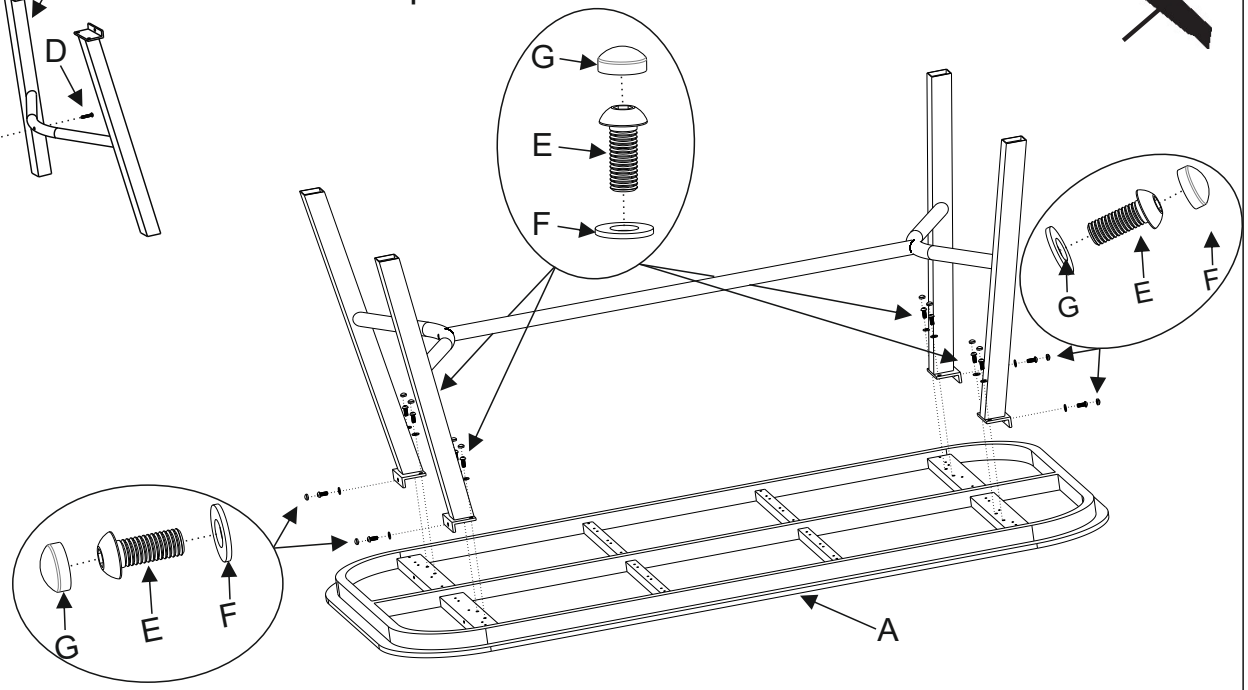
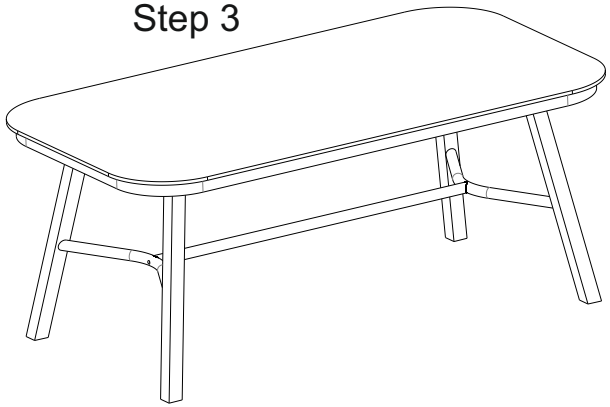
Step 3